

Paper Snapper by Carol Hulls


>Letter Paper is too small but legal works well. A slightly longer piece of paper might be better.

Using the origami conventions:


Valley fold - - - - -

Mountain fold -


Step 1 - Fold in half then open up again



Step 2 - Fold all corners in.



Step 3 - Fold along the centre line again



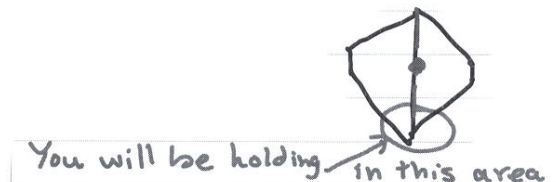
Step 4 - Fold in half, and then open again



Step 5 - Fold both sides down along the centre line



Step 6 - Fold along the centre line again



*To snap, hold the two ends and bring it down quickly. If it doesn't work, make the creases sharper (this can be accomplished using the edges of a ruler) and open the inside flap slightly. A book that might help this creation: **"The Science Book of Sound,"** Harcourt Bruce Jovanovich Publishers, 1991.